

gearmo®

User Manual

**7-Port USB 3.2 Gen 2 Type-C & 5 Type-A Industrial
Surface & DIN-Rail Mount Hub w/ ESD Surge Protection**
Model No. GM-HU37CA-DW

gearmo.com

Contents

- Introduction	1
- System Requirements	1
- Package Contents	1
- Hub Layout	2
- Installation	2
- DIN Rail Mounting	3
- Surface / Wall Mounting	4
- Specifications	5

Introduction

▶ Thank you for purchasing Gearmo's **7-Port USB 3.2 Gen 2 Type-C & A Industrial Surface & DIN-Rail Mount Hub w/ ESD Surge Protection!** Please read the manual in detail first before you begin using this hub. The specifications are subject to change without notice.

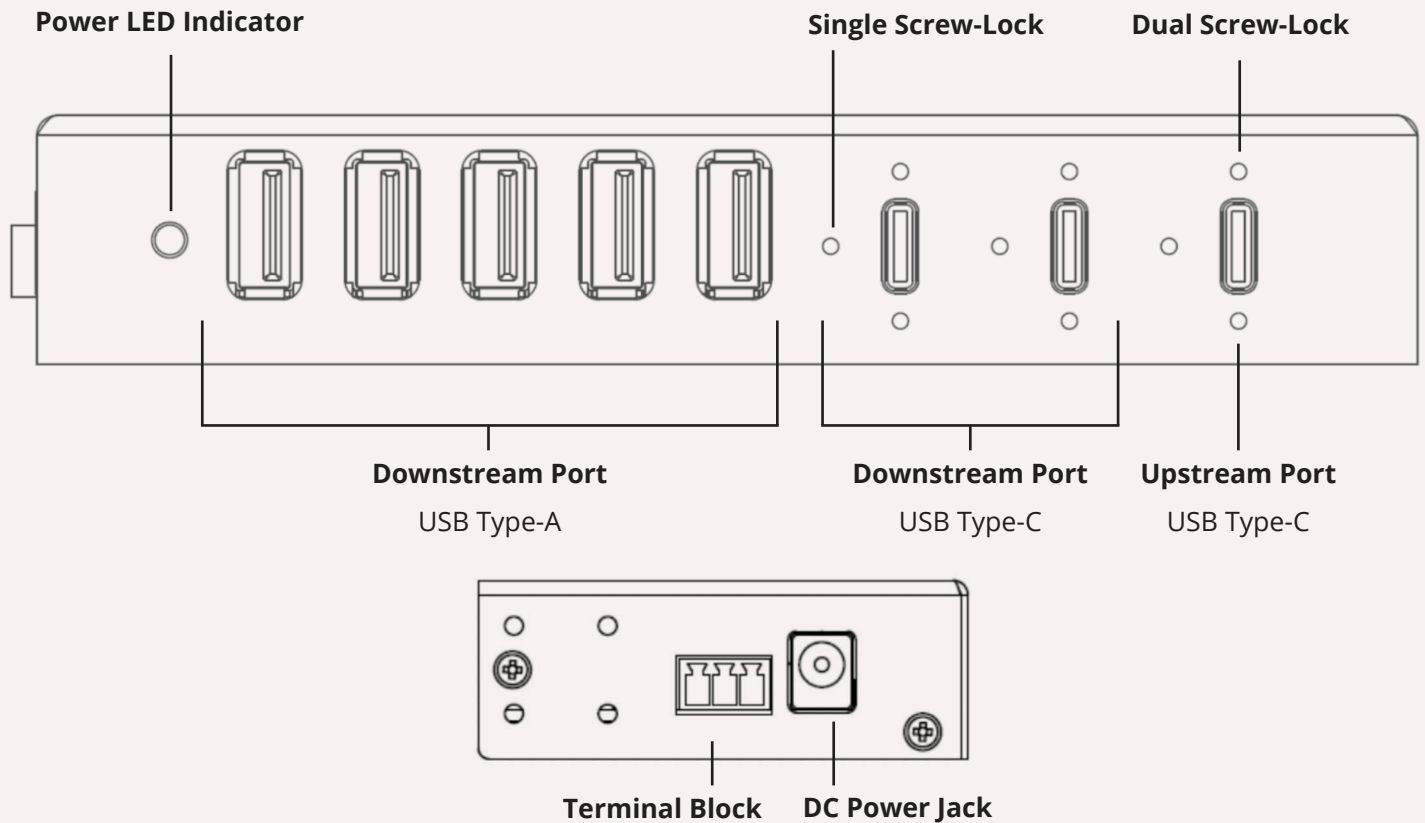
System Requirements

- ▶ **Desktop** or **Notebook Computer** with an Available USB Type-A or USB Type-C Port
- ▶ **Windows 11** (64-bit), **10** (32/64-bit), **8** (32/64-bit), **7** (32/64-bit)
- ▶ **Mac OSX** Lowest or Latest Versions

Package Contents

- ▶ Industrial 7-Port USB 3.2 Gen 2 Type-C & A Industrial Hub
- ▶ User Manual
- ▶ Power Adapter with DC Barrel Connector
- ▶ USB Type-C to Type-C Screw-Locking Cable
- ▶ DIN-Rail & Wall Mounting Kit
- ▶ 3-Pin Terminal Block
- ▶ Screw Package

Hub Layout



Installation

1. Power

- The USB 3.2 Gen 2 Hub requires a **9~30V DC** external power source to work.
- Power up the USB Hub through either the **Included DC Power Jack Adapter** or **3-Pin Terminal Block**.

2. 3-Pin Terminal Block


- Plug the included terminal block to the hub's terminal block connector.

3. Hardware

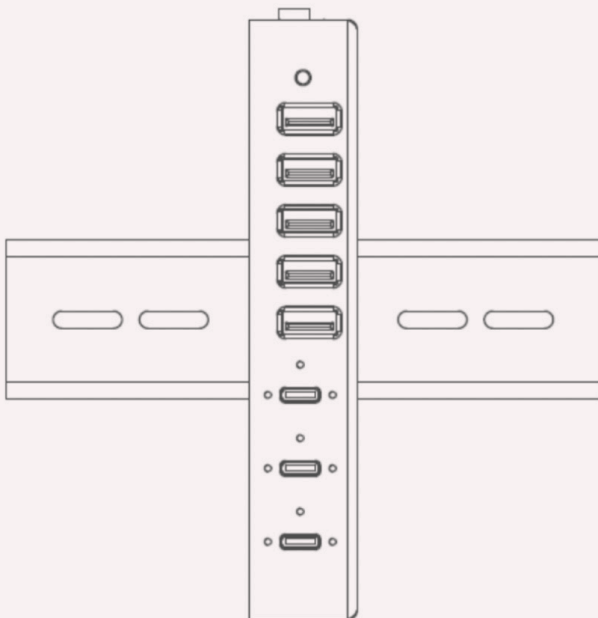
- Mount your hub on the **Wall, Surface or Din Rail**, if needed.

DIN Rail Mounting

- ▶ Use the included screws to install the DIN Rail Clip to the hub.

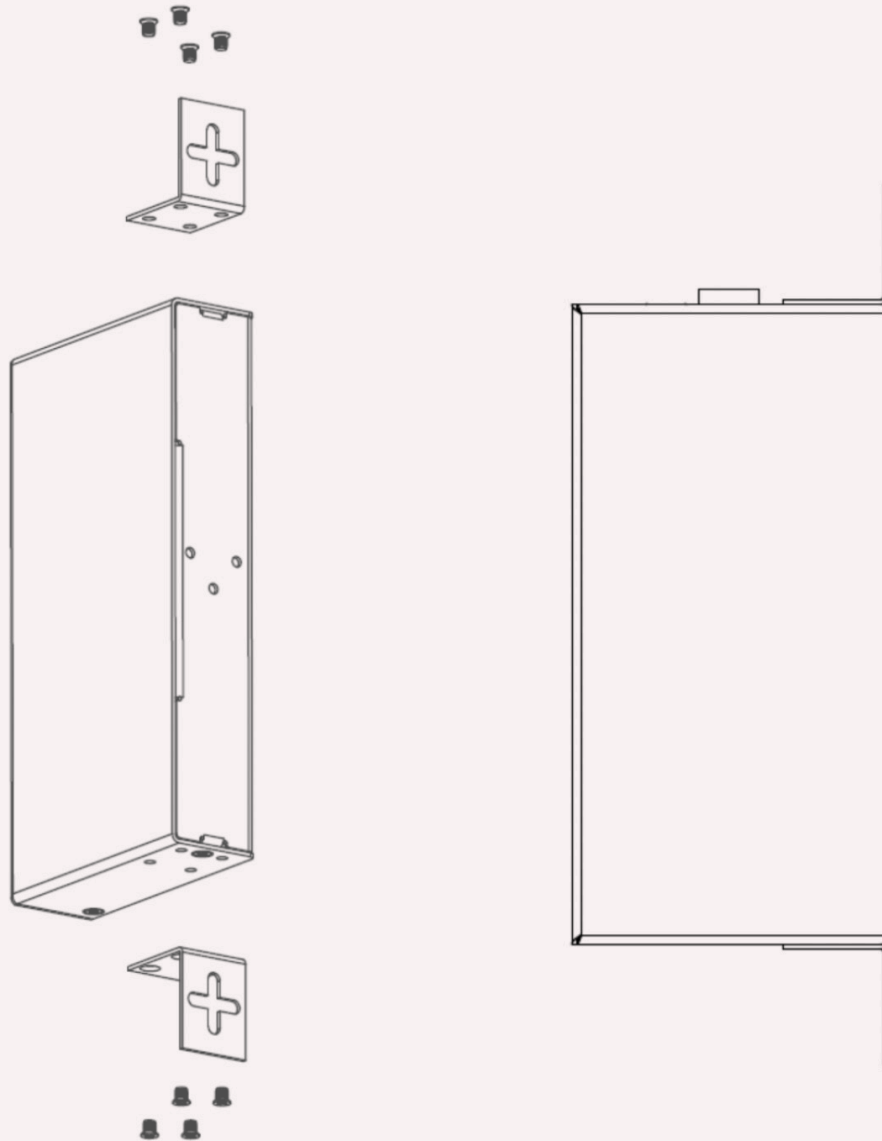


- ▶ Insert the top of the DIN Rail Clip onto the DIN Rail Track, then gently push the bottom of the hub to secure it to the DIN Rail Track.



Surface / Wall Mounting

▶ Use the included screws to affix the surface mounting flanges to the hub. Use surface mounting screws attach hub to the wall or smooth surface (*surface mounting screws not included*).



Specifications

- ▶ Adds 2 3.2 Gen 2 compliant USB Type-C ports & 5 USB Type-A port supporting up to 10Gbps data transfer rate
- ▶ Rugged metal chassis with surface & DIN Rail mount support
- ▶ 9~30V DC power input with an included DC Barrel power supply
- ▶ LED indicators for power
- ▶ Upstream USB Type-C port
- ▶ 15kV ESD protection for all USB ports