



User Manual

4-Port USB 3.2 Gen 1 Industrial Surface & DIN-Rail Mount Hub w/ ESD Surge Protection

Model No. GM-BA4XUH-M

gearmo.com

Contents

- Introduction 1
- System Requirements 1
- Package Contents 1
- Hub Layout 2
- Installation 2
- DIN Rail Mounting 3
- Surface / Wall Mounting 4
- Specifications 5

Introduction

▶ Thank you for purchasing Gearmo's **4-Port USB 3.2 Gen 1 Industrial Surface & DIN-Rail Mount Hub w/ ESD Surge Protection!** Please read the manual in detail first before you begin using this hub. The specifications are subject to change without notice.

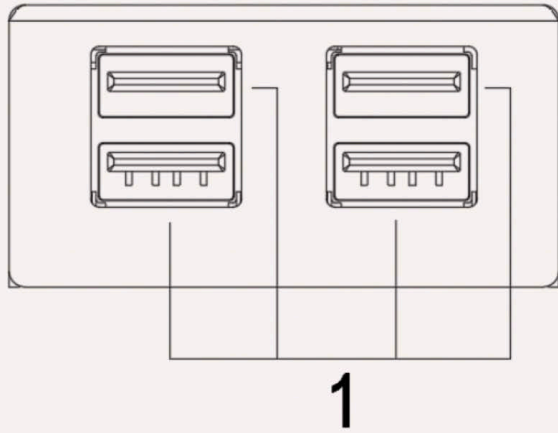
System Requirements

- ▶ **Desktop** or **Notebook Computer** with an Available USB Type-A Port
- ▶ **Windows 11** (64-bit), **10** (32/64-bit), **8** (32/64-bit), **7** (32/64-bit)
- ▶ **Mac OSX** Lowest or Latest Versions

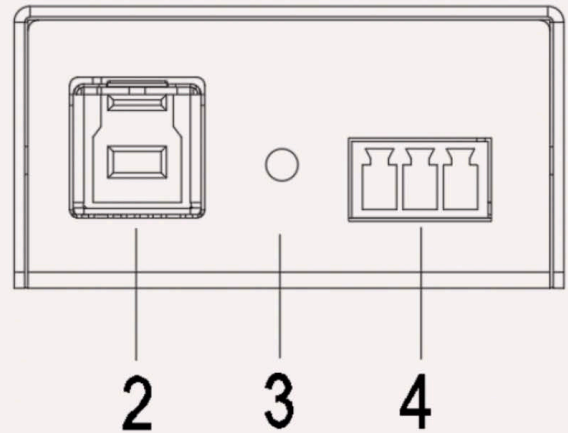
Package Contents

- ▶ Industrial 4-Port USB 3.2 Gen 1 Industrial Hub
- ▶ User Manual
- ▶ USB Type-A to Type-B Cable
- ▶ DIN-Rail & Wall Mounting Kit
- ▶ 3-Pin Terminal Block
- ▶ Screw Package

Hub Layout



1- USB Type A (USB3.2 Gen1)
3- Power Led



2- USB Type B (USB3.2 Gen1 host)
4-3pin Terminal Block

Installation

1. Power

- The USB 3.2 Gen 1 Hub requires a **9~24V DC** external power source to work.
- Power up the USB Hub through the **3-Pin Terminal Block**.

2. 3-Pin Terminal Block

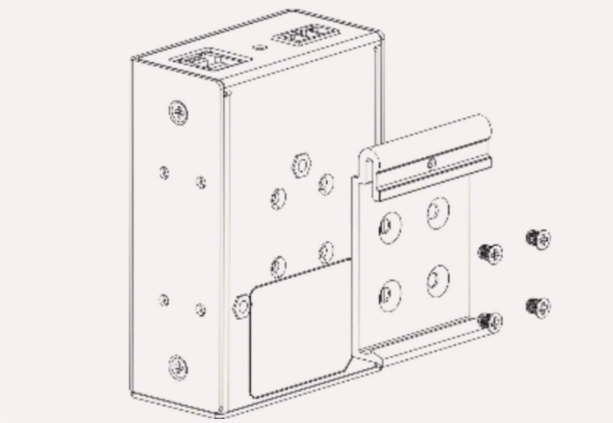
- Plug the included terminal block to the hub's terminal block connector.

3. Hardware


- Mount your hub on the **Wall, Surface or Din Rail**, if needed.

DIN Rail Mounting

- ▶ Use the included screws to install the DIN Rail Clip to the hub.


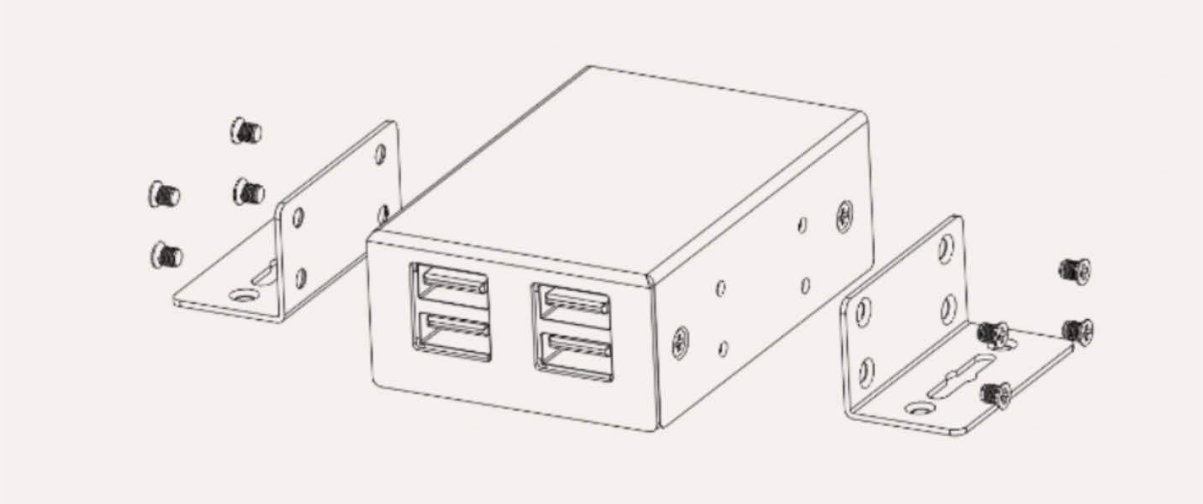


- ▶ Insert the top of the DIN Rail Clip onto the DIN Rail Track, then gently push the bottom of the hub to secure it to the DIN Rail Track.



Surface / Wall Mounting

► Use the included screws to affix the surface mounting flanges to the hub. Use surface mounting screws attach hub to the wall or smooth surface (*surface mounting screws not included*).



Specifications

- ▶ Adds 6 3.2 Gen 1 compliant USB Type-A ports supporting up to 5Gbps data transfer rate
- ▶ Rugged metal chassis with surface & DIN Rail mount support
- ▶ 9~24V DC power input with an included DC Barrel power supply
- ▶ Power input surge protection to 600W for each port
- ▶ Output current: 2.4A per port (Max), total 60W max
- ▶ Upstream USB Type-B port
- ▶ 15kV ESD protection for all USB ports